

HYDRUS 2.0 BULK

Ultrasonic Meter

DIEHL
Metering



APPLICATION

HYDRUS 2.0 BULK is a static ultrasonic bulk water meter designed for applications of cold and hot water supply enabling accurate measuring with long-term stability under difficult conditions (no measurement of air and insensitive to sedimentation). Developed within the framework of the MID, it complies with the European regulations and holds sanitary conformity certificates (KTW/W270, ACS, WRAS and others). The integrated communication function supports meter data provision via mobile reading (walk-by/drive-by/passive drive-by) or fixed network (upgrade without on-site configuration). In combination with Diehl Metering's IZAR fixed network system, which stands out with extra high coverage and strong performance to reach hard-to-read locations, high data granularity and timeliness will be maintained. This is what makes it a high responsive infrastructure to take actions immediately.

FEATURES

- ▶ DN 50 to 200
- ▶ MID approved with dynamic range up to R 1000
- ▶ IP 68 suitable for outdoor installations
- ▶ Integrated radio communication based on Open Metering telegram (OMS Generation 3 or 4, Profile B)
- ▶ Wired M-Bus/Pulse/Pulse, wireless M-Bus, wireless M-Bus in combination with wired L-Bus/Pulse interface
- ▶ Display with error and alarm codes including leakage detection and self-monitoring function
- ▶ Battery lifetime up to 16 years
- ▶ U0 / D0, no need for calming sections

HYDRUS 2.0 BULK

Ultrasonic Meter

TECHNICAL DATA

		HYDRUS 2.0 BULK	
Medium temperature range	°C	+0.1 ... +50 (T30 / T50), +0.1 ... +90 (T90)	
Accuracy		Accuracy class 2 acc. to ISO 4064:2014 / OIML R49:2013	
Ambient operating temperature	°C	-10 ... +55	
Ambient storage temperature	°C	-10 ... +70 (>35 °C max. 4 weeks)	
Environmental class		O (Outdoors)	
Mechanical environmental class		M2	
Electromagnetic environmental class		E2	
Flow profile sensitivity class		U0/D0 (no calming sections required)	
Installation position		Horizontal, inclined 45°, inclined 90°, vertical	
Nominal pressure	PN	bar	16
Pressure loss class	Δp	bar	0.16
Power supply		3.6 V lithium battery (D-cell)	
Battery lifetime ¹		Up to 16 years (all communication interfaces)	
Communication interfaces		Optical, OMS wireless M-Bus 434 or 868 MHz, M-Bus, L-Bus and Pulse	
Data storage		For errors, alarms and measuring values, data logging capabilities to record up to 512 daily +32 monthly values	
Protection class		IP 68	

¹ Depends on the sending interval of the radio telegram, the telegram length and the ambient temperature at the installation

TECHNICAL DATA DISPLAY

		HYDRUS 2.0 BULK	
Display indication		LCD, 9-digit, additional symbols/display counter/unit	
Units displayed DN 50 - 100		Volume (m ³ + 2 decimal places) and flow rate (m ³ /h + 3 decimal places)	
Units displayed DN 125 - 200		Volume (m ³ + 1 decimal place) and flow rate (m ³ /h + 3 decimal places)	
Values displayed		Display test - volume - battery lifetime - firmware version - software checksum - flow - current/continuous/historical error - alarm status - high resolution volume - due date - due date volume - reverse volume - display counter - low battery indication - leakage indication - metrological log access - radio signal ON/OFF - alarm indication - meter lock ON/OFF	

INTERFACES - OVERVIEW

		HYDRUS 2.0 BULK	
Optical		For switching the display loop	
Radio		434 or 868 MHz, Open Metering Standard radio frame (R3) for mobile reading sent every 14 seconds, long range radio frame (R4) for fixed network sent every 5 minutes, extra long range radio frame (R4+) for fixed network sent every 15 minutes	
M-Bus		2400 baud, cable length 1.5 m, power supply only via built-in battery - is combined with two Pulse outputs	
L-Bus		In combination with radio, cable length 1.5 m (only one interface communicating at the same time)	
Pulse (Open drain)		Two Pulse outputs, or one Pulse and one L-Bus output, Pulse cable length 1.5 m	

SECURITY

		HYDRUS 2.0 BULK	
Versions		OMS Generation 3 or OMS Generation 4, Profile B, selectable	

PRIVACY

The HYDRUS 2.0 BULK saves daily 512 consumption values. This data can be read locally and accessed only by using the IZAR@MOBILE 2. As a second logging, a small amount of 32 monthly consumption values can be stored. The HYDRUS 2.0 BULK has a minimal sending interval of about 14 seconds and uses the OMS Generation 3 or 4, Profile B security level. Both, the radio protocol and the optical interface are encrypted by default.

HYDRUS 2.0 BULK

Ultrasonic Meter

VOLUME / PULSE OPEN DRAIN

HYDRUS 2.0 BULK	
Max. input voltage	V 30
Max. input current	mA 27
Max. voltage drop at active output	V/mA 2/27
Max. current through inactive output	µA/V 5/30
Max. reverse voltage without destroying outputs	V 6 (in case current does not exceed 27 mA)
Pulse rates DN 50	l/pulse 1 / 10 / 100 / 1000
Pulse rates DN 65 - 150	l/pulse 10 / 100 / 1000
Pulse rates DN 200	l/pulse 100 / 1000
Pulse output 1 variants	Total volume or forward volume
Pulse output 2 variants	Flow direction or error, reverse volume
Pulse frequency	Max. frequency 10 Hz
Pulse width	50 ms

POSSIBLE COMMUNICATION INTERFACES

HYDRUS 2.0 BULK	
Wireless M-Bus/Pulse/L-Bus	3 wire
Wireless M-Bus only	without wire
M-Bus/Pulse/Pulse	5 wire
IZAR BE PULSE	4 wire

HYDRUS 2.0 BULK

Ultrasonic Meter

PERFORMANCE DATA - COLD WATER (T30 / T50) HORIZONTAL

Nominal diameter	DN	mm	50	65	80	100	125	150	200
Permanent flow rate	Q ₃	m ³ /h	25	40	63	100	160	250	400
Dynamic (Q ₃ /Q ₁)	R		800	800	800	800	800	800	800
Overload flow rate	Q ₄	m ³ /h	31.25	50	78.75	125	200	312.50	500
Transitional flow rate	Q ₂	l/h	50	80	126	200	320	500	800
Minimum flow rate	Q ₁	l/h	31.25	50	78.75	125	200	312.50	500
Starting flow rate		l/h	15	27	35	45	70	250	400
Pressure loss at Q ₃		bar	0.16	0.15	0.16	0.13	0.15	0.11	0.12
Pressure loss at Q ₄		bar	0.25	0.23	0.25	0.2	0.23	0.18	0.19
Maximum flow rate ²	Q _{high}	m ³ /h	54	87	134	250	400	625	1000
Flow coefficient	K _v	m ³ /h	63	105	158	280	420	747	1140

² Outlet pressure minimum 3 bar, maximum 100 hours per year, closed pipeline network

PERFORMANCE DATA - HOT WATER (T90) HORIZONTAL

Nominal diameter	DN	mm	50	65	80	100	125	150	200
Permanent flow rate	Q ₃	m ³ /h	25	40	63	100	-	-	-
Dynamic (Q ₃ /Q ₁)	R		400	400	400	400	-	-	-
Overload flow rate	Q ₄	m ³ /h	31.25	50	78.75	125	-	-	-
Transitional flow rate	Q ₂	l/h	100	160	250	400	-	-	-
Minimum flow rate	Q ₁	l/h	63	100	160	250	-	-	-
Starting flow rate		l/h	15	27	35	45	-	-	-
Pressure loss at Q ₃		bar	0.16	0.15	0.16	0.13	-	-	-
Pressure loss at Q ₄		bar	0.25	0.23	0.25	0.2	-	-	-
Flow coefficient	K _v	m ³ /h	63	105	158	280	-	-	-

APPROVAL

DN 50 - 200		
Approval		MID DE-19-MI001-PTB011
Dynamic range (Q ₃ /Q ₁)	R	Up to 1000
Standards		ISO 4064, EN 14154, OIML R49
Sanitary conformity		KTW/W270, ACS, WRAS

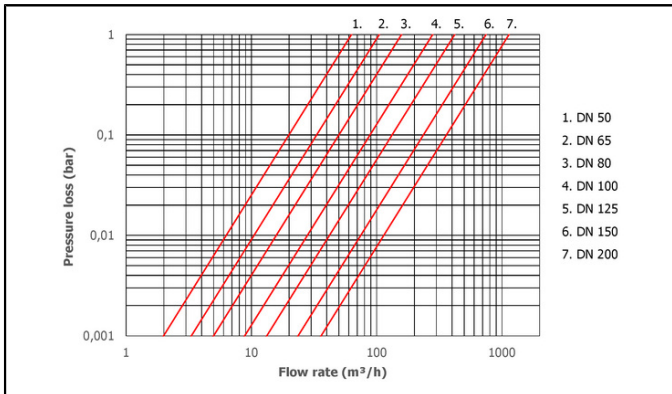
DYNAMIC RANGE

DN 50 - 200		
Q ₃ 25 ... 400 m ³ /h - T30	R	800
Q ₃ 25 ... 400 m ³ /h - T50	R	800H / 250V
Q ₃ 25 ... 400 m ³ /h - T90	R	400H / 160V

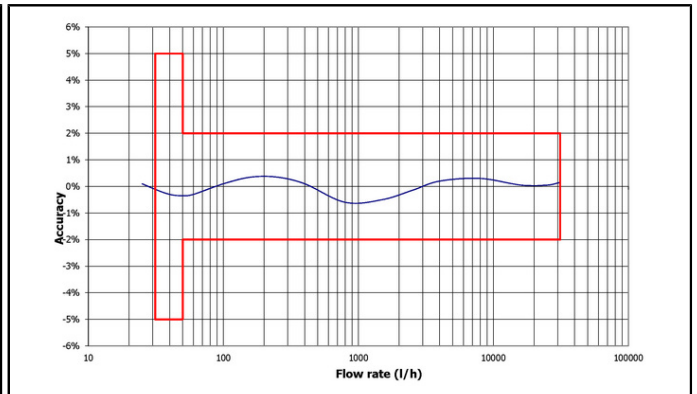
HYDRUS 2.0 BULK

Ultrasonic Meter

PRESSURE LOSS GRAPH / TYPICAL ERROR GRAPH

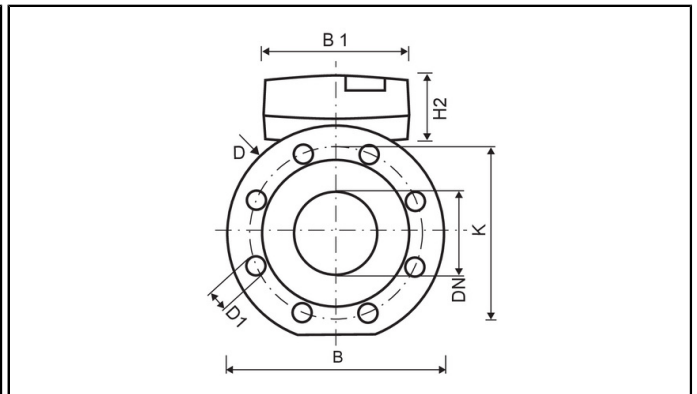
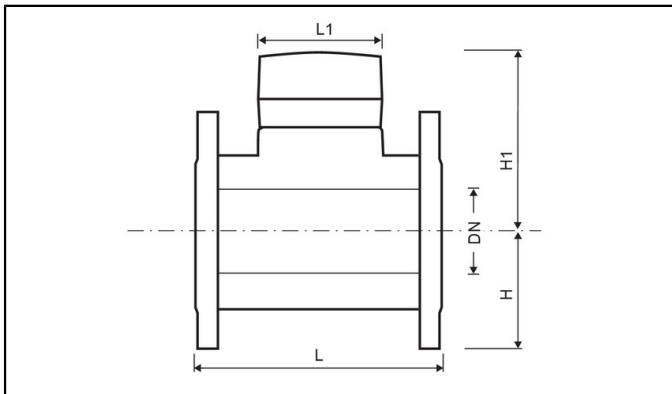


Pressure loss graph



Typical error graph - Q₃ 25 m³/h

DIMENSIONS



Nominal diameter	DN	mm	50	65	80	100	125	150	200
Overall length (T30 / T50)	L	mm	200 / 270 / 300 ³	200 / 300 ³	200 / 225 / 300 / 350 ³	250 / 350 ⁴ / 360	250	300 / 500	350
Overall length (T90)	L	mm	200	200	200 / 225	250	-	-	-
Flange diameter ⁵	D	mm	165	185	200	220	250	285	340
Hole circle diameter ⁵	K	mm	125	145	160	180	210	240	295
Number of screwholes ⁵		pcs	4	4	8	8	8	8	12 ⁶
Screwhole diameter ⁵	D1	mm	19	19	19	19	19	23	23
Height	H	mm	74	87	95	105	120	135	161
Height	H1	mm	121	143	147	165	177	185	215
Height	H2	mm	61	61	61	61	61	61	61
Counter length	L1	mm	98	98	98	98	98	98	98
Meter width	B	mm	165	185	200	220	250	285	340
Counter width	B1	mm	139	139	139	139	139	139	139
Overall weight (approx.)		kg	7 / 9 / 9	8 / 11	11 / 13 / 14 / 15	17 / 19 / 20	23	38 / 45	51

³ Optionally with rotatable flange

⁴ Rotatable flange

⁵ Flanges according to EN 1092, PN 10/16

⁶ 8 Screwholes for PN 10

HYDRUS 2.0 BULK

Ultrasonic Meter

METER BODY VARIANTS



- a) The cold water meters come with an epoxy-coated cast iron housing as standard. ISO short length variants can optionally be manufactured with a stainless steel housing.
- b) ISO long length meters with diameters up to DN 100 can optionally come with rotatable flanges.
- c) Hot water meters are always provided with stainless steel housings (EN 1.4408, AISI 316).

REACH

Information pursuant to Article 33 (1) of Regulation (EC) No 1907/2006 of the European Parliament and of the Council of 18 December 2006:

This product series contains components with the following substances in a concentration of more than 0.1% weight by weight (w/w):

- Lead titanium zirconium oxide